

Reusable Equipment Reprocessing in Aged Care

Reprocessing of medical equipment in aged care is crucial for infection prevention and resident safety.

Key points include:

- Reprocessing level depends on infection risk based on item use.
- Most reusable equipment in aged care is non-critical.
- Critical and semi-critical items are typically disposable.
- Reprocess after each use and on a routine schedule.
- Follow manufacturer's instructions for compatibility and methods.
- Visually inspect equipment for cleanliness and functionality before storage or use.
-

Best practices:

- Train staff involved in reprocessing.
- Establish a routine cleaning schedule.
- Use appropriate personal protective equipment.
- Maintain documentation for quality assurance.

The following template is an example of a working documents which can be used as a guide and altered to meet the needs of individual environments.

Heat and chemical:

Sanitizer – For bedpan and urinal use only.,
Heat (hot water) sanitization only.



Disinfectors Washer -For all reusable items:
bedpans, urinals, tooth mugs, bowls. Heat (hot
water) and detergent sanitization.


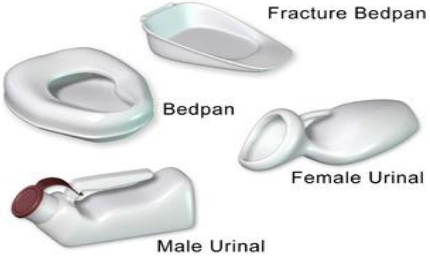




Reusable Equipment Reprocessing in Aged Care






Cold chemical:

Disinfection of non-critical equipment is not routinely required unless the equipment has come into contact with blood or body fluids, or older person with multi-resistant or during an outbreak.






Cleaning frequency may increase during outbreak

Reusable shared Equipment	Frequency	Procedure
Shower chair 	After each use, and daily	<ul style="list-style-type: none"> • Use detergent wipes/disinfectant wipes • Wipe base and back of chair • Wipe underside of seat • Wipe chair legs Include in cleaning schedule.
Bedpans, urinals, urine jug 	After each use	<ul style="list-style-type: none"> • Bedpans and urinals clean and soiled must be covered with a paper cover when being transported • Contents of the bedpan or urinal must be emptied into the toilet at the point of care and not transported through the home • Place bedpan/commode pan/urinal directly into the disinfectant washer after use. • Used items should not be stacked and left on the top of the disinfectant washer
Blood Pressure Cuff 	After each use	<ul style="list-style-type: none"> • Check manufacturer's instruction. • Use detergent wipes/disinfectant wipes Include in cleaning schedule.
Bowls Washing 	After each use	<ul style="list-style-type: none"> • Use Washer Disinfector • Where there is no machine: • Staff to wear PPE -apron and gloves <ul style="list-style-type: none"> ○ Clean bowl with warm water and detergent after each use and rinse. ○ Store bowls separately and inverted to reduce contamination
Denture cup and toothbrush holder	After each use	<ul style="list-style-type: none"> • Each older person should have his/her own cup/holder.





Reusable Equipment Reprocessing in Aged Care

		<ul style="list-style-type: none"> • Staff to wear precaution PPE -apron and gloves • Clean mugs with warm water and detergent after each use, rinse • Store in older person’s bathroom
<p>Commodes</p> 	<p>After each use, and daily</p>	<ul style="list-style-type: none"> • Use detergent wipes/disinfectant wipes • Wipe base and back and armrests of chair • Wipe underside of seat Wipe chair wheels and foot plates • Ensure, pan is clean post use <p>Include in cleaning schedule.</p>
<p>Glucometer</p> 	<p>After each use</p>	<ul style="list-style-type: none"> • Ideally older persons have their own device • Use disinfectant wipes • Thoroughly wipe over all parts
<p>Hoists</p> 	<p>After each use and daily</p>	<ul style="list-style-type: none"> • Use detergent wipes/disinfectant wipes • Wipe over the frames • Wipe handlebars and grips • Wipe base and wheels • Wipe controls <p>Include in cleaning schedule.</p>
<p>Slings</p> 	<p>Weekly and as required (or as manufacturer’s instructions)</p>	<ul style="list-style-type: none"> • As possible: dedicate sling to client • All slings are numbered and weekly washed in accordance with their number • Care staff send the slings to the laundry on the allocated day of washing • Laundry staff mark that they have washed according to the sling number- that is on their monthly list • Use manufacturer washing instructions
<p>Walking Frames</p>	<p>Daily</p>	<ul style="list-style-type: none"> • Use detergent wipes/disinfectant wipes



Reusable Equipment Reprocessing in Aged Care

		<ul style="list-style-type: none"> Wipe over all parts of the frames including handles and legs <p>Include in cleaning schedule.</p>
<p>Wheelchairs</p> 	<p>Daily</p>	<ul style="list-style-type: none"> Use detergent wipes/disinfectant wipes Wipe base and back of chair Wipe underside of seat Wipe handle grips Wipe wheels and foot plates <p>Include in cleaning schedule</p>
<p>Weigh Chairs</p> 	<p>After each use and daily</p>	<ul style="list-style-type: none"> Use detergent wipes/disinfectant wipes Wipe base and back of chair Wipe underside of seat and bars Wipe handle grips Wipe wheels and foot plates <p>Include in cleaning schedule</p>
<p>Nebulizers</p> 	<p>After every use and daily</p>	<ul style="list-style-type: none"> Use detergent wipes/disinfectant wipes Wipe over the entire surface Wipe under covers and in storage parts Wipe over tubing and mask Change tubing and mask weekly (or as manufacturer's instructions) <p>Include in cleaning schedule.</p>
<p>CPAP</p> 	<p>After each use and full monthly</p>	<ul style="list-style-type: none"> Single older person use Use detergent wipes/disinfectant wipes CPAP Cleaning process (as per manufacturer's instructions) <p>Include in cleaning schedule.</p>
<p>Concentrator and nasal prongs</p>	<p>After each use and full monthly</p>	<ul style="list-style-type: none"> Older person has their own Use detergent wipes/disinfectant wipes Wipe over the entire surface Wipe under covers and in storage parts

Reusable Equipment Reprocessing in Aged Care

		<ul style="list-style-type: none"> • Wipe over tubing and prongs • Change tubing and prongs weekly Include in cleaning schedule.
Equipment	Frequency	Procedure
Linen skip frames 	After use and daily	<ul style="list-style-type: none"> • Use detergent wipes/disinfectant wipes • Wipe the lid • Wipe the entire frame • Wipe the base and wheels Include in cleaning schedule.
Medication Trolley 	After use and daily	<ul style="list-style-type: none"> • Use detergent wipes/disinfectant wipes • Wipe over all external surfaces • Take items out of draws and wipe inside draws and compartments • Wipe over wheels • Ensure there is wipes and hand gel on the trolley Include in cleaning schedule.
Dressing trolley 	Before and after use	<ul style="list-style-type: none"> • Use disinfectant wipes • Wipe over top and bottom platform • Wipe frame around platforms • Wipe trolley legs • Wipe wheels Remove draws No items to be stored on the bottom shelf
Medication / Specimen fridges	Monthly	<ul style="list-style-type: none"> • Use detergent wipes/disinfectant wipes • Remove all items out of fridge – discard any out-of-date items • Wipe all racks and shelves • Wipe containers • Wipe internal walls, ceiling and floor • Wipe external walls top and door • Defrost the freezer and manage if required

Reusable Equipment Reprocessing in Aged Care

		<p>Include in cleaning schedule.</p>
<p>Syringe driver</p> 	<p>Daily when in use</p>	<ul style="list-style-type: none"> • Use detergent wipes/disinfectant wipes • Wipe over all surfaces and buttons • Wipe over any cords • Check the syringe driver as per instructions in the kit <p>Include in cleaning schedule</p>

Reference

Australian Commission on Safety and Quality in Health Care. (2024). *The Aged Care Infection Prevention and Control Guide*. Accessed 20 November 2024: https://www.safetyandquality.gov.au/sites/default/files/2024-08/the_aged_care_ipc_guide.pdf

NHMRC. (2019). *Australian Guidelines for the Prevention and Control of Infection in Health Care*. Accessed 20 November 2024: <https://www.safetyandquality.gov.au/publications-and-resources/resource-library/australian-guidelines-prevention-and-control-infection-healthcare>